

UNIVERSAL ADJUSTABLE DATA PROJECTOR MOUNTS



GENERAL SPECIFICATIONS

Bretford's new Universal Adjustable Data Projector Mounts easily adjust to fit most bottom mounted LCD projectors up to 26 pounds. Projector is held in place with four adjustable arms which "reach-out" to the mounting nuts imbedded in the projector casing. Four sets of mounting screws and spacers are included, which fit most projectors. Knobs and handles make fine adjustments easy, even from awkward positions. Two models are available, plus an accessory mounting plate for drop ceilings. Hollow extension tube models adjust from 23" to 46" and are great for feeding cables. Easily re-adjusts for exchanging projectors. Aluminum construction, finished in neutral color which blends with all decor. Bretford recommends the use of a professional installer when installing LCD Projector mounts.

**TPMUNI2**



Flush ceiling projector mount includes the quick-release mechanism which allows for simple switching of data projectors. Aluminum paint finish. DIMENSIONS FROM CEILING TO MOUNTING ARMS: 8 1/2" PITCH: 10° ROLL: 10° YAW: 360° WEIGHT: 3 lbs. Ships UPS.

**TPMUNI4**

Deluxe projector mount includes an adjustable extension tube and quick-release mechanism. Aluminum paint finish. DIMENSIONS FROM CEILING TO MOUNTING ARMS: 26" to 46" PITCH: 10° ROLL: 10° YAW: 360° WEIGHT: 7 lbs. Ships UPS.

**TPM8PLATE**

8" wide Mounting Plate is designed specifically for drop ceiling installations. Includes mounting cables and hardware. Can only be used with TPMUNI mounts. Data plugs not included. DIMENSIONS OVERALL: 8"W x 24"L WEIGHT: 7 lbs. Ships UPS.



"Quick Release" mechanism allows easy disconnect from the mount for safe storage and maintenance.

LCD PROJECTOR MOUNTS

**TPMA1-BK**

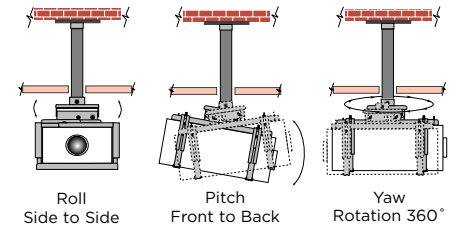
This ceiling mount is for use with 1 1/2" NPS pipe or 1/4" threaded rod installation. Black. All mounting pipes, rods and accessories sold separately. See page 35. DIMENSIONS OVERALL: Up to 17"W x 27"D x 16"H PITCH: 10° ROLL: 10° YAW: 360° WEIGHT: 22 lbs. Ships UPS.

**TPMA2-BK**

This mount attaches flush to the ceiling. Flush mount plate included. Black. DIMENSIONS OVERALL: Up to 17"W x 27"D x 16"H PITCH: 10° ROLL: 10° YAW: 33° left and right off of projection line WEIGHT: 17 lbs. Ships UPS.

**TPMA3-BK**

This mount holds a projector to a single wood stud on the wall and includes a wall bracket arm. Black. All other mounting accessories sold separately. See page 35. DIMENSIONS OVERALL: Up to 17"W x 27"D x 16"H PITCH: 10° ROLL: 10° YAW: 360° WEIGHT: 31 lbs. Ships UPS, two cartons.

**GENERAL SPECIFICATIONS**

Bretford LCD Projector Mounts easily adjust to fit most LCD projectors and are available in many different styles for various methods of installation. Projector is held in place by 12- to 14-gauge steel arms, which allow air flow and access to functions on all sides of the projector. Mount has roll, pitch and yaw adjustments to fine tune your projector. Unique hanger support system allows one-man installation, and projector can be mounted right-side up or upside down. Easily re-adjusts for exchanging projectors. When you upgrade projectors, you won't have to purchase a new mount. Finished in Black powder paint. Bretford recommends the use of a professional installer when installing LCD Projector mounts.