


# Banana-Board®

Adjustable Keyboards - Preconfigured Systems



Ball bearing track for years of maintenance-free use



Soft touch ergonomic knob and tilt gauge for +10° to -15° tilt range



Non-skid neoprene pads and textured mouse area for nonstop use



Align documents intuitively at the center of the keyboard to minimize neck rotation

## Superior Solutions for Left and Right Handed Users

Considered an industry standard, the patented Banana-Board offers functionality combined with contemporary design. Enjoy the ultimate in comfort and style from our popular Pinnacle 2™ low profile ball bearing track and award winning versatile Banana-Board platform.

### Adjustability

The Pinnacle 2 adjustable keyboard arm is easy to use and features no-knob, no-lever height adjustment. The dual adjustable lift-assist springs provide optimal balance and smooth movement.

### Adaptable

The 1/2" thin molded high impact polyresin platform minimizes the distance between the forearm and thigh, for a greater range of ergonomic fit. The keyboard platform also features a built-in document holder and cord manager.

### Unmatched Flexibility

The Banana-Board System fits the widest variety of office workstations. For demanding facility managers who want to avoid the hassle of supporting an extensive line of keyboard platforms for various workstation configurations, the Banana-Board is the ideal choice.

### Functional

The Banana-Board System fits virtually all workstation shape and size requirements.

### Durability

The Banana-Board System meets or exceeds the ANSI/BIFMA standards for performance, durability, and cycle testing, and is backed by Workrite's Limited Lifetime Warranty.

*At Workrite we believe every body has a right to work comfortably and safely for maximum productivity. You can trust Workrite, as 75% of Fortune 100 companies have, for solutions that fit today's diverse range of workers.*

# Banana-Board Adjustable Keyboards - Preconfigured Systems

## The preferred system of health and safety professionals

Patented keyboard platform blends functionality with contemporary, high-tech design. Combined with our adjustable Pinnacle 2 arm and low-profile ball bearing track, for ultimate comfort and style.

### Keyboard Platform features:

- Model UB-2180S-25 platform
- Mouse platform easily slides from side to side to accommodate left or right-handed mousing
- Features Mouse-Forward™ design for improved comfort
- Includes built-in document holder and cord management for keyboard and mouse
- Available with mouse palm support option
- "Mouse-Trap" keeps mouse in place
- Removable palm support on keyboard platform
- JelRite™ foam palm support optional

### Keyboard Arm features:

- Model 3170 Pinnacle 2 arm with 17" or 22" low profile ball bearing track
- Tilt range -15° to +10°
- Soft touch ergonomic knob for easy tilt control adjustment
- Dual counterbalance lift-assist springs
- Height range - flush to 6" below surface
- 360° swivel-easy positioning and storage
- Fully independent height and angle controls
- Low profile ball bearing track
- No-knob, no-lever Lift-N-Lock™
- Maximum knee clearance
- Optional no positive tilt kit restricts tilt from 0° to -15°, ordered separately

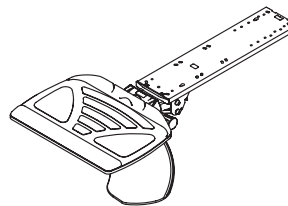
2-Day Quick Ship for all model #s

Available in black only

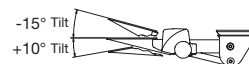
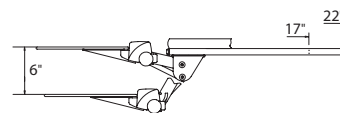
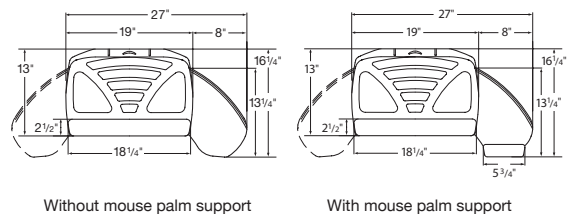
Limited lifetime warranty

Meets and exceeds ANSI/BIFMA standards

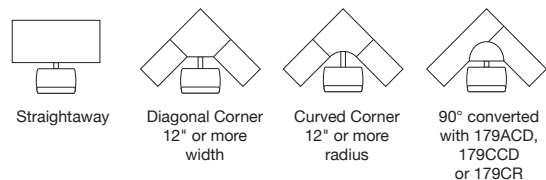
	Foam	Track Length	Weight	Model #
Without mouse palm support	Jel	22"	18	<b>2128-22J</b>
	Standard	22"	18	<b>2128-22</b>
	Jel	17"	16	<b>2128-17J</b>
	Standard	17"	16	<b>2128-17</b>
With mouse palm support	Jel	22"	18	<b>2133-22J</b>
	Standard	22"	18	<b>2133-22</b>
	Jel	17"	16	<b>2133-17J</b>
	Standard	17"	16	<b>2133-17</b>



### Dimensions



### Desk Compatibility



The following are federally registered trademarks of Workrite Ergonomics: Banana-Board®, and Workrite Ergonomics®. The following are trademarks of Workrite Ergonomics: Lift-n-Lock™, Mouse-Forward™, Optimizer™, Pinnacle 2™. Printed with 25% post-consumer waste, 50% total recycled content.

1400201-0408 ©2008 Contents subject to change without notice.

Workrite Ergonomics, Inc.  
1450 Technology Lane,  
Petaluma, CA 94954  
www.workriteergo.com  
800.959.9675

**Workrite**  
ergonomics®

