

# Advantage-Dual

Adjustable Keyboards - Preconfigured Systems



Dual swivel out platforms immediately accommodate left or right-handed mousing



Pinnacle 2 Arm provides -15° to +10° tilt



Includes tilt indicator gauge for accurate tilt adjustment



Ergonomically designed knob provides easy tilt adjustment

## Dual Swivel-Out Platforms for Maximum Comfort

Dual mouse platforms enable users to alternate mouse positions, reducing muscle strain. The efficient design of the mouse platforms reduce the incidence of lifting and repositioning the mouse, a factor in repetitive stress injuries.

### Adjustability

Equipped with a Pinnacle 2™ Value adjustable keyboard arm with:

- No-knob, no-lever height adjustment
- Dual adjustable lift-assist springs provide optimal balance and smooth movement

### Adaptable

The 1/4" Ultra-Thin™ phenolic platform minimizes the distance between the forearm and thigh, providing a greater range of ergonomic fit. The Advantage-Dual keyboard platform also features the Optimizer™ with built-in document holder and cord manager.

### Functional

The Advantage-Dual System is adaptable to fit virtually all workstation shape and size requirements.

### Durability

The Advantage-Dual System meets or exceeds the ANSI/BIFMA standards for performance, durability, and cycle testing, and is backed by Workrite's Limited Lifetime Warranty.

At Workrite we believe every body has a right to work comfortably and safely for maximum productivity. You can trust Workrite, as 75% of Fortune 100 companies have, for solutions that fit today's diverse range of workers.

# Advantage-Dual Adjustable Keyboards - Preconfigured Systems

## Dual swivel-out platform system for maximum comfort

This keyboard system features our versatile platform with dual swivel out mouse platforms packaged with our popular Pinnacle 2 Value arm.

### Keyboard Platform features:

- Model UB-2110D-25 platform
- Dual swivel-out mouse platforms store under keyboard when not in use
- JelRite™ foam palm support optional
- Accommodates left and right-handed mousing
- "Mouse-Trap" keeps mouse in place
- Mouse platforms rotate to adjust to Mouse-Forward™ position for improved comfort
- Includes the Optimizer with built-in document holder and integrated cord management
- Removable LeatheRite™ palm support

### Keyboard Arm features:

- Model 3175 Pinnacle 2 Value arm with 17" or 22" nylon glide track
- Tilt range -15° to +10°
- Tilt indicator gauge for accurate tilt angle measurement
- Soft touch ergonomic knob for easy tilt control adjustment
- Dual counterbalance lift-assist springs
- Height range - flush to 6" below surface
- 360° swivel-easy positioning and storage
- No-knob, no-lever Lift-N-Lock™
- Maximum knee clearance
- Optional no positive tilt kit restricts tilt from 0° to -15°, ordered separately

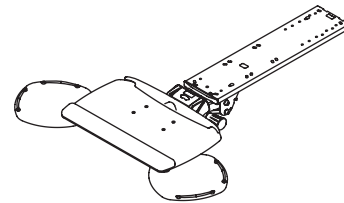
2-Day Quick Ship for all model #s

Available in black only

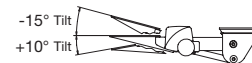
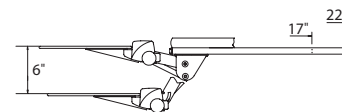
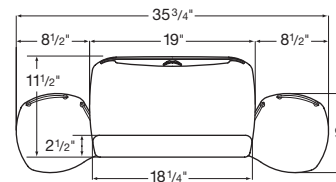
Limited lifetime warranty

Meets and exceeds ANSI/BIFMA standards

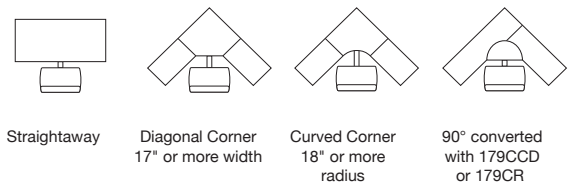
Foam	Track Length	Weight	Model #
Jel	22"	18	2112-22J
Standard	22"	18	2112-22
Jel	17"	16	2112-17J
Standard	17"	16	2112-17



### Dimensions



### Desk Compatibility



The following are federally registered trademarks of Workrite Ergonomics: Workrite Ergonomics®, The following are trademarks of Workrite Ergonomics: JelRite™, LeatheRite™, Lift-n-Lock™, Mouse-Forward™, Optimizer™, Pinnacle 2™.

Printed with 25% post-consumer waste, 50% total recycled content.

1400203-0408 ©2008 Contents subject to change without notice.

Workrite Ergonomics, Inc.  
1450 Technology Lane,  
Petaluma, CA 94954  
www.workriteergo.com  
800.959.9675

**Workrite**  
ergonomics®

